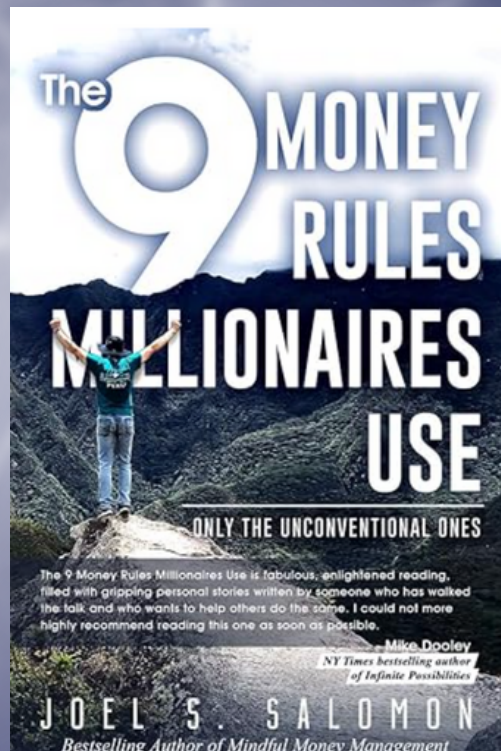
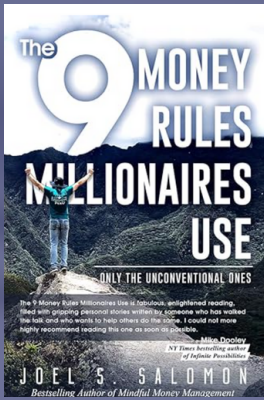


The 9 Money Rules Millionaires Use MASTER CLASS



With Former Hedge Fund Manager
and Master Prosperity Coach
Joel Salomon



The 9 Money Rules Millionaires Use

MASTER CLASS

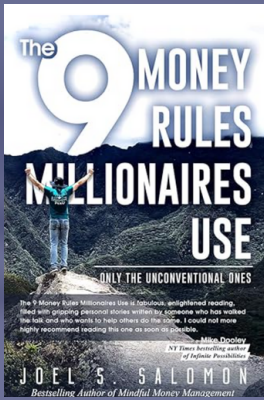
RULE #8 - DIY INVESTING (DO IT YOURSELF)

Step 1. WRITE DOWN WHERE YOUR MONEY IS INVESTED.

Start with your various accounts. Do you have a savings account, checking account, retirement account, stock and/or bond account, real estate investments, cryptocurrencies, commodities, etc.? Are your funds in passive or actively managed accounts?

Step 2. IDENTIFY WHO IS RESPONSIBLE FOR YOUR MONEY.

Write down all the items that are managed by others, and why? Can you identify any limiting beliefs holding you back from managing your own money, such as, “I’m not good with money” or “I don’t have the time to manage my money” or “The experts know more than I do!”



The 9 Money Rules Millionaires Use

MASTER CLASS

RULE #8 - DIY INVESTING (DO IT YOURSELF)

Step 3. WRITE DOWN THE DIFFERENT INVESTMENTS THAT REALLY EXCITE YOU.

Some examples could be your own business or someone else's business, the stock or bond markets, real estate, etc.

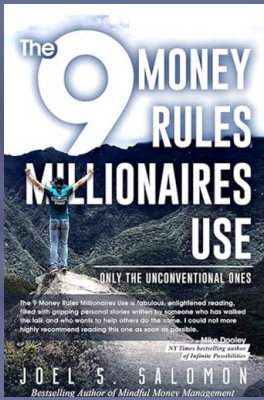
“All the math you need to be an excellent investor, you learn before the 5th grade.”

–Joel Salomon

“Being financially free is within your control.”

–Joel Salomon

SaLaurMor.com



The 9 Money Rules Millionaires Use

MASTER CLASS

RULE #8 - DIY INVESTING (DO IT YOURSELF)

MY AFFIRMATION:

SOME EXAMPLES:

- 1. I am financial free!***
- 2. I am clear and confident!***
- 3. I am an excellent money manager!***
- 4. I am guided by love!***
- 5. I am a powerful creator!***
- 6. I am vibrating infinite possibilities!***
- 7. I am honored to be the CEO of my finances and my life!***
- 8. I am in love with my life!***
- 9. I am worthy and capable of peace and prosperity!***